

Creating an Account on [optumhealtheducation.com](https://www.optumhealtheducation.com)

1. Go to <https://www.optumhealtheducation.com/mowmedmgt>.
2. Click **Create account** (found in upper right side)
3. Enter your information by completing all fields as listed below in screenshots. **Note:** fields with an asterisk (*) are required.
4. To finalize account creation, be sure to click **CREATE ACCOUNT** at the end of the form.

CREATE ACCOUNT

[CREATE ACCOUNT](#) [LOG IN](#) [\(FORGOT PASSWORD?\)](#)

E-MAIL *

All emails from OptumHealth Education will be sent to this address. It will not be made public. It will only be used if you wish to receive a new password or wish to receive certain news or notifications by email.

student@example.com

Attention:

You must enter your work e-mail address (i.e. first.last@optum.com). If you do not use your work provided e-mail address your participation will not be recorded

PASSWORD REQUIREMENTS

- Password must contain at least one uppercase character.
- Password must be at least 7 characters in length.
- Password must not contain the username.
- Password must contain at least one digit.

Provide a password for the new account in both fields.

PASSWORD *

.....

Password quality: **Good**

CONFIRM PASSWORD *

.....

Passwords match: yes

FIRST NAME *

Janet

PREFERRED FIRST NAME

(if different from above)

Jan

LAST NAME *

Student

Creating an Account on optumhealtheducation.com

STREET *
123 CME Way

ADDITIONAL

CITY *
Anytown

COUNTRY *
United States

STATE/PROVINCE *
California

POSTAL CODE *
12345

CREDENTIALS *
Do not enter periods. e.g. MD, RN, CCM, RPh. If none, enter N/A
RN, CCM

AFFILIATION (COMPANY OR ORGANIZATION) *
Do not use abbreviations. If none, enter N/A.
My Company

JOB TITLE/POSITION *
Do not use abbreviations. If none, enter N/A.
Case Manager

NATIONAL PROVIDER IDENTIFIER *
A National Provider Identifier or NPI is a unique 10-digit identification number issued to health care providers in the United States by the Centers for Medicare and Medicaid Services (CMS). The NPI has replaced the unique provider identification number (UPIN). If you do not have an NPI then please enter N/A.
N/A

PRIMARY AREA OF PRACTICE *
If not applicable or your area or practice is not listed, select non-applicable/other.
Case Manager

PRIMARY SPECIALTY *
Critical Care

DO YOU WISH TO RECEIVE EMAILS FROM OPTUMHEALTH EDUCATION (I.E. NOTICE OF COMPLIMENTARY EDUCATION AND UPCOMING EVENTS)? *
 Yes
 No

Attention:
You must **enter** your Affiliation to be listed as **MOW** for your activities to report correctly.



Creating an Account on optumhealtheducation.com

BOARDS

[Show row weights](#)

Physicians: In order to claim Maintenance of Certification (MOC) credit, your profile must include the name of your Board, your unique Board ID number and your month and day of birth (no year). Select each appropriate board and supply your unique ID number for each board. Select "Other" if your board is not listed and enter the name of the board along with your unique ID number.

Pharmacists/Pharmacist Technicians: In order for your ACPE credit to be reported to CPE Monitor, you must select National Association of Boards of Pharmacy (NABP), enter your e-Profile ID and your month and day of birth (no year).

Optometrists: In order to claim COPE credit, select American Board of Optometry (ARBO) and enter your license number.

Nursing Home Administrators: In order to claim NAB credit, select National Association of Long Term Care Administrator Boards (NAB) and enter your NAB ID.

Others: Please disregard this step.

Name of board



Unique Board ID number

REMOVE

ADD ANOTHER

DATE OF BIRTH *

MONTH

DAY


LOCALE SETTINGS ▲

TIME ZONE

Select the desired local time and time zone. Dates and times throughout this site will be displayed using this time zone.

CAPTCHA

This question is for testing whether you are a human visitor and to prevent automated spam submissions.

 I'm not a robot  [Privacy](#) - [Terms](#)

CREATE ACCOUNT

- You are now able to access Optum Health Education's library of content!


Attention CDO Staff:

Your organization may have assigned you specific content. To ensure your participation is captured accurately, please complete and submit the activity's evaluation form. It will be made available immediately following the activity's content.

If you have any questions regarding required content, please contact your manager.

If you have any questions regarding optumhealtheducation.com or CEUs, please email moreinfo@optumhealtheducation.com.

Editing an Account on optumhealtheducation.com

1. Go to <https://www.optumhealtheducation.com/mowmedmgt>.
2. Click  (found in upper right side)



LOGIN

Not registered yet? [Create an account here](#).

Has your information changed? Don't create a new account! Update your existing account by logging in and clicking on My Account and then "Edit profile".

Can't access your account? Questions about your account? Contact us [here](#).

E-MAIL OR USERNAME *

Enter your e-mail address or username.

student@example.com

PASSWORD *

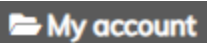
Enter the password that accompanies your e-mail.

.....

[Forgot password?](#)

LOG IN

Not registered yet? [Create an account](#)

3. Click  (found in upper right side)
4. Updating email: on My Account page, locate e-mail address field and update address, finalize by selecting Save

MY ACCOUNT

VIEW **EDIT** **BOOKMARKS** **MY ACTIVITIES** **ORDERS** **REPORTED CREDIT**

Account Profile

CURRENT PASSWORD

Enter your current password to change your E-mail address or Password. ([forgot password?](#)).

E-MAIL ADDRESS *

All emails from OptumHealth Education will be sent to this address. It will not be made public. It will only be used if you wish to receive a new password or wish to receive certain news or notifications by email.



PASSWORD REQUIREMENTS

- Password must contain at least one uppercase character.
- Password must be at least 7 characters in length.
- Password must not contain the username.
- Password must contain at least one digit.

To change the current user password, enter the new password in both fields.

PASSWORD

Password quality:

CONFIRM PASSWORD

LOCALE SETTINGS ▲

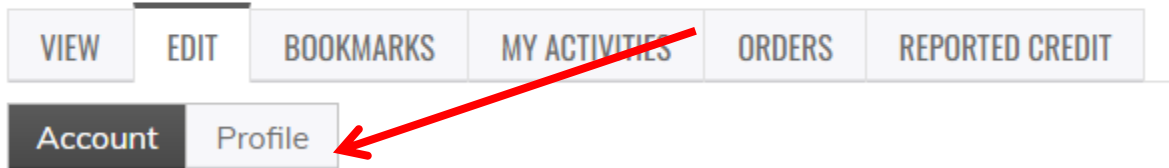
TIME ZONE

Select the desired local time and time zone. Dates and times throughout this site will be displayed using this time zone.

Editing an Account on optumhealtheducation.com

- Updating Affiliation: In My Account locate and click Profile

MY ACCOUNT



- Scroll and locate Affiliation and enter MOW, finalize by selecting Save

AFFILIATION (CDO, COMPANY OR ORGANIZATION) *

Do not use abbreviations. If none, enter N/A.

MOW

JOB TITLE/POSITION *

Do not use abbreviations. If none, enter N/A.

Clinical Administrative Nursing Consultant

NATIONAL PROVIDER IDENTIFIER *

A National Provider Identifier or NPI is a unique 10-digit identification number issued to health care providers in the United States by the Centers for Medicare and Medicaid Services (CMS). The NPI has replaced the unique provider identification number (UPIN). If you do not have an NPI then please enter N/A.

NA

PRIMARY AREA OF PRACTICE *

If not applicable or your area or practice is not listed, select non-applicable/other.

Nurse

PRIMARY SPECIALTY *

Non-Applicable/Other

DO YOU WISH TO RECEIVE EMAILS FROM OPTUMHEALTH EDUCATION (I.E. NOTICE OF COMPLIMENTARY EDUCATION AND UPCOMING EVENTS)? *

Yes

No

SAVE

Attention:

Your organization may have assigned you specific content. To ensure your participation is captured accurately, please complete and submit the activity's evaluation form. It will be made available immediately following the activity's content.

If you have any questions regarding required content, please contact your manager.

If you have any questions regarding optumhealtheducation.com or CEUs, please email moreinfo@optumhealtheducation.com.